



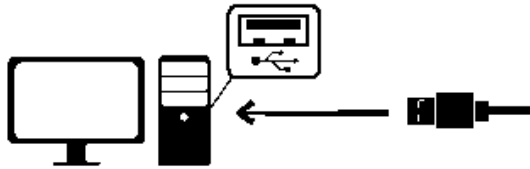


# KEYZ NEON

USER'S GUIDE  
 MANUEL D'INSTALLATION  
 GUIA DEL USUARIO  
 GUIA DO USÁRIO  
 GEBRUIKERSHANDLEIDING  
 MANUALE DI ISTRUZIONI  
 BEDIENUNGSANLEITUNG  
 Инструкция для пользователя

## Backlighting settings:

	On/Off
	Breathing mode
	Decrease Backlight brightness
	Increase Backlight brightness

















Plug & Play



## Anti-Ghosting keys :

Q, A, Z, W, S, X, E, C, D, B, Space, Up, Down, Left, Right, Tab, Alt, Ctrl, Shift

## Multimedia shortcuts

FN + F1	CD	
FN + F2	Volume -	
FN + F3	Volume +	
FN + F4	Mute	
FN + F5	Stop	
FN + F6	Previous Track	
FN + F7	Play/Pause	
FN + F8	Next Track	
FN + F9	Mail	
FN + F10	Home	
FN+F11	Keyboard lock	
FN + F12	Calculator	
FN+WIN-L	Winlock	
FN + Z	WASD swap to arrow function	WASD 

For more information come and visit us on :

[www.the-g-lab.tech](http://www.the-g-lab.tech)

THE G-LAB



This symbol indicates that this product must not be disposed with your other household waste, but must be taken to a designated collection point for the recycling of waste electrical and electronic equipment.

Ce symbole indique que votre produit ne doit pas être jeté dans une poubelle classique mais doit être remis à un point de collecte agréé pour le recyclage des équipements électriques et électroniques usagés.